




# Lots/Acreage in Rose Island



## Lots/Acreage in New Providence/Paradise Island

Set high on a ridge near the entrance to the harbour, Lot 30 boats 26,283 sq. ft. with 115 ft of water-frontage and 30 ft elevations. This lot faces south and has great views over eastern Nassau and is perfectly set for the cooling southeasterly breeze that blows most of the year. There is currently a 60 million dollar development coming on stream in phase 2 of RIBHC, which will help revive the subdivision. All the lots in RIBHC have deeded beach access. RIBHC is the only community on Rose Island with a safe harbour in ALL weather conditions....read more on our website.

Lot Size: 26283  
Living Area: 26283  
Subdivision: Rose Island  
Features: None



James Sarles

Phone: (242) 351-9081

info@sarlesrealty.com



**\$500,000 ID# 52470** [View Online](#)  
**[www.sarlesrealty.com](http://www.sarlesrealty.com)**